


industry
prospectus




Advances in Glaucoma Research and Clinical Science

Amsterdam, The Netherlands
SEPTEMBER 26–28, 2019

More info? www.glaucomaconcepts.com

Save the Date!
SEPTEMBER 26–28, 2019
Amsterdam, The Netherlands

A blue silhouette of a city skyline with various building shapes, including domes and spires, positioned above a large blue trapezoidal shape that tapers to the right.

**Advances in
Glaucoma Research
and Clinical Science**

www.glaucomaconcepts.com

CONTENTS

	Mission	5
	Setup	7
	Venue	11
	Scientific Program	13
	Social Program	20
	Important Dates	23
	Registration costs for participants	24
	Exhibition/Sponsorship opportunities	26
	Educational Support Packages	28
	Sponsor Levels	30
	Sponsorship and Exhibition Contract	33
	Terms and Conditions	35



BREITNER

I amsterdam

MISSION

The New Concepts in Glaucoma book series initiative will be expanded with an annual meeting in Amsterdam.

The series is neither book nor journal. Books are infrequently edited and rarely up-to-date for more than a year or two; journals are really devoted to the standard experimental format and no longer permit authors to wander into speculation or lengthy discussions of what might come next. There is room for a plurality of publishing approaches. All of these formats have their place and all have different purposes in moving a field forward.

This format is designed to allow us to consolidate new information, and to promote the opportunity for speculation in glaucoma. It does so in both the basic sciences and clinical sciences. It is our hope that this consolidation of hypotheses and theories, along with presenting new theories will propel us toward a more rapid cure for glaucoma. It will be refined and updated over the years to come to keep it the most essential of all references.

The (bi)annual meeting will build on this mission by facilitating live discussion/interaction and further dissemination of ideas and current research, and their translation into the everyday practice.



 **SETUP**

Frequency

(bi)annually

Last weekend of September (Thursday–Saturday)

2019 dates

26–28 September 2019

Location

Amsterdam, The Netherlands

Venue

Rosarium

Attendance/audience

The target audience will be glaucoma experts, clinicians, as well as general ophthalmologists dealing with glaucoma patients.

Limited availability (first come, first serve): maximum of 200 participants. With this annual boutique congress, we wish to facilitate a profound dialogue among speakers and participants. This means creating an ambiance where the transfer of high quality content and

ideas between a small group of experts is best facilitated. Hence, the limited number of seats available.

The same is valid for the number of exhibits. The area is next to the main meeting room, and catering area. In line with our philosophy, we have chosen for table top exhibits only, with a maximum of 10 exhibits.

Organized by

New Concepts in Glaucoma / Kugler Publications

Nieuwe Hemweg 7p

1013 BG Amsterdam

The Netherlands

www.kuglerpublications.com

Congress website

www.glaucomaconcepts.com/congress

Contact

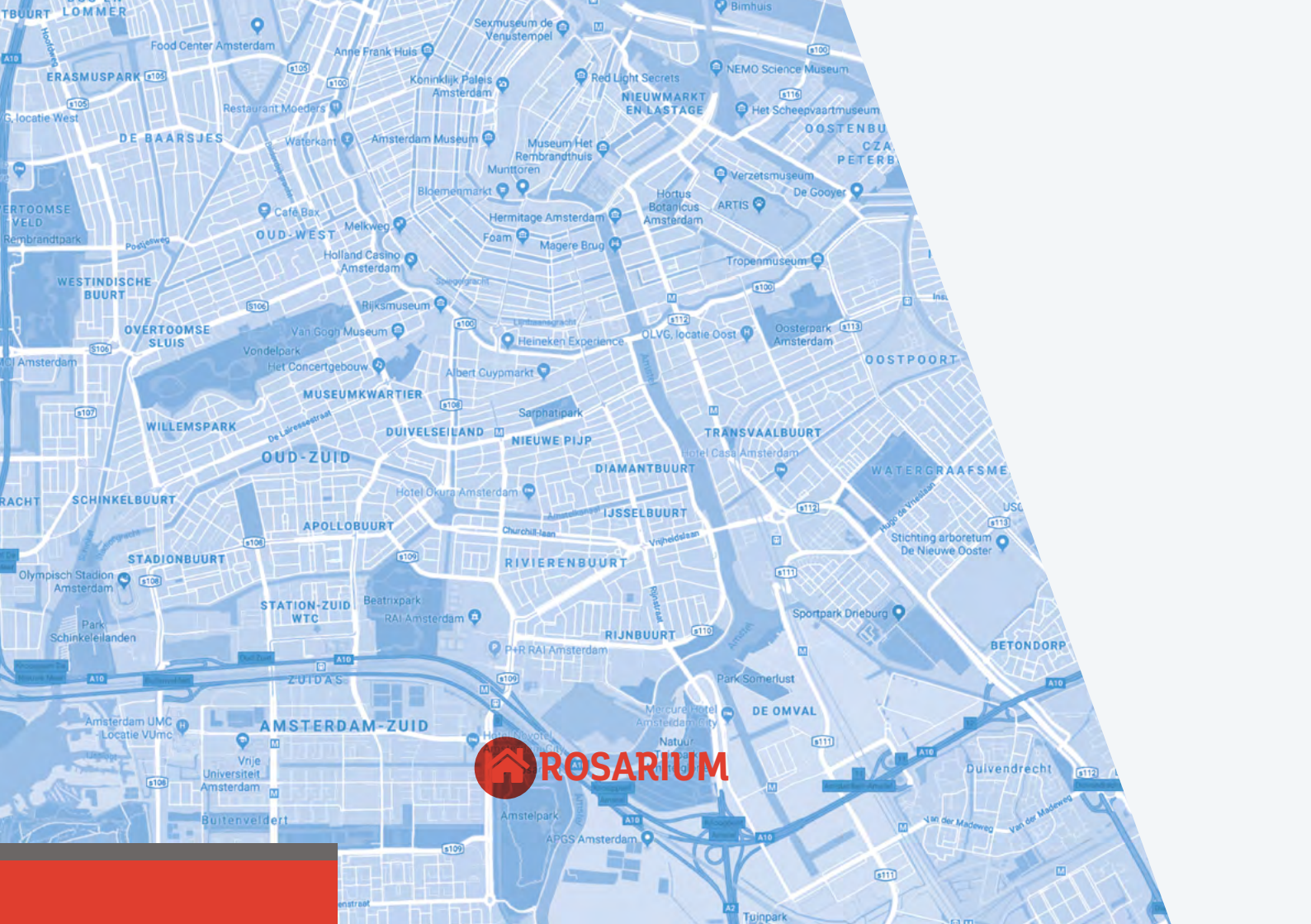
Administration and secretariat

info@glaucomaconcepts.com

Sponsorship

Simon Bakker: simonbakker@kuglerpublications.com





ROSARIUM

VENUE

The Advances in Glaucoma Research and Clinical Science 2019 congress will be hosted at Rosarium, located in the beautiful Amstelpark in Amsterdam.

The Amstelpark was built and opened for the 1972 Floriade gardening exhibition. The park has its own train line, the Amstel train, which runs through the Rosarium, the rhododendron valley and the Riekermolten.

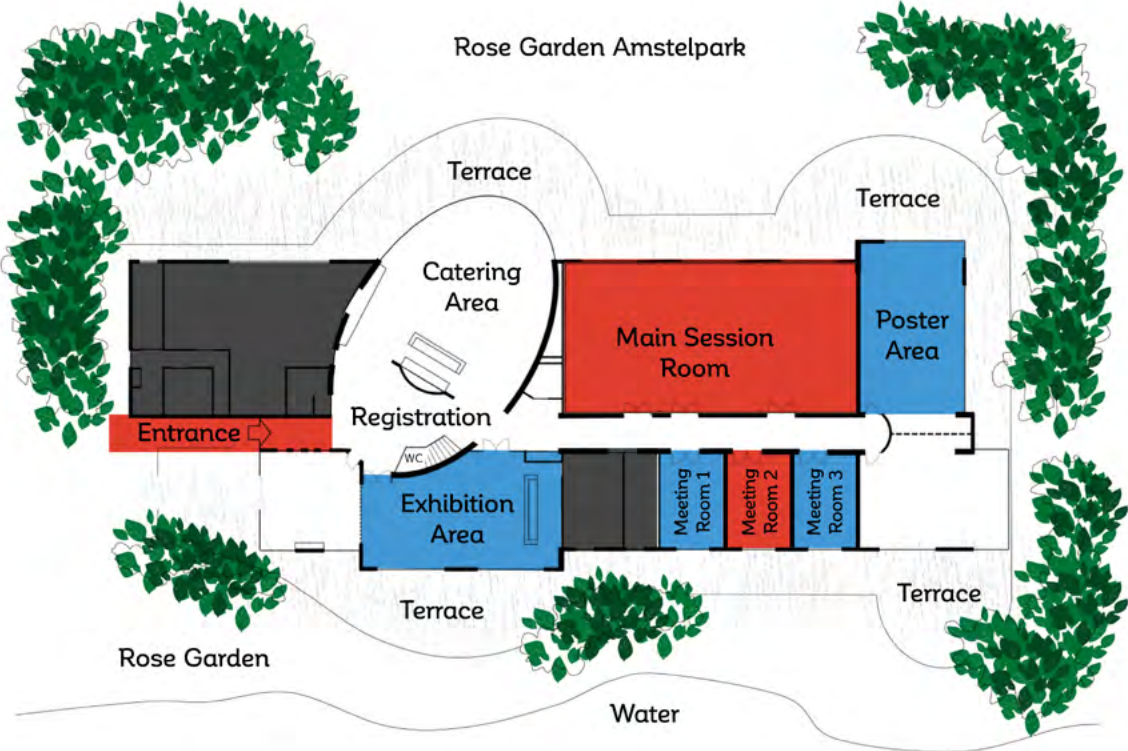
The Rosarium is located within walking distance from RAI station. From there it will take approximately 15 minutes by train to get to either Amsterdam's city center or Schiphol Airport.

Rosarium

Amstelpark 1
Europaboulevard
1083 HZ Amsterdam



Floorplan Rosarium



SCIENTIFIC PROGRAM

Program Chairs



John Samples

Clinical Professor, Washington State University School of Medicine



Ernst Tamm

University of Regensburg, Institute for Human Anatomy, Regensburg, Germany

Please visit www.glaucomaconcepts.com for the most accurate program and speaker information.

Speakers

The faculty will consist of international acclaimed speakers. Invitations have been sent, see the congress website for the up-to-date faculty list.

Sessions

The format of the sessions (plenary sessions only) is based around the idea that interaction between the speaker and the audience is important. The invited talks (sessions 1–10) will have time reserved for questions after each talk, and for discussion after each session.

Learning objectives

- Improve participants ability to treat glaucoma based on new research findings, drug and device development(s).
- Introduce newest techniques, how it could affect previous best practices
- Identify newest research and future directions
- Updates on MIGS
- Updates on newest and pipeline drugs and their underlying modes of action
- Learn about the newest, often unpublished trabecular meshwork, optic nerve, uveal scleral & other outflow research
- Discuss the implications of this new research on Glaucoma drug and device development
- Promote increased opportunities for collaborative scientific research and publications, provide a collegial environment and encourage new investigators

CME

A request for accreditation of and assignment of learning credits to the congress by The European Accreditation Council for CME (EACCME®) will be made.

Posters

Invite presentation of posters, which may have already been presented elsewhere – with classic ARVO model: people stand by their poster and explain why it's important. There is time designated for a poster round within the program.

Preliminary program

Table top setup and registration for participants and exhibitors is open on Wednesday afternoon as well. Times TBA.

Thursday September 26, 2019 – Special focus day: Rho Kinase

07:00–17:00 Registration open

09:00–18:30 Exhibition open

08:30–10:00 Session 1

1. Medical therapy of open angle glaucoma - John R. Samples
2. Concepts of proving neuroprotection - Richard Lee
3. Concept of trabecular protection from bromide to rho kinase inhibitor - Ernst Tamm
4. Concepts of risk factors in determining the need for treatment - TBA

10:00–10:30 Coffee Break at Exhibition area

10:30–12:00 Session 2

1. The vision of Dave Epstein: Why we need an outflow drug - Casey Kopczynski
2. Rho kinase inhibitors as a class: A multitude of biological effects - Dan Stamer
3. Rho kinase inhibitors in glaucoma: Basic science studies - Ernst Tamm
4. Rho kinase inhibitors in Japan - Casey Kopczynski

12:00–14:00 Lunch Break (Industry Session 1)

Thursday September 26, 2019 – Special focus day: Rho Kinase

14.00–15.30 Session 3

1. Clinical Studies on Netarsudil - Shan Lin
2. Approval of Netarsudil and initial experiences with its clinical use in the US
- Casey Kopczynski
3. Clinical studies on Netarsudil combined with a prostaglandin - Casey Kopczynski
4. Side effects of Netarsudil - Shan Lin

15:30–15:45 Coffee Break

15:45–17:15 Session 4

1. What will the future of glaucoma therapy be like? How many bottles?
- John R. Samples
2. The far future of glaucoma therapy - Dan Stamer
3. Development time lines; availability of the class; what about similar classes such as the serine kinase class - John R. Samples
4. Questions and answers - All

Evening

An Amsterdam spirited welcome reception at congress venue

Friday September 27, 2019

Program is under development by congress chairs

07:00–18:00 Registration open

08.00–18:30 Exhibition open

08:30–10.00 Session 5

1. The genetics of glaucoma - TBA
2. The biochemistry of trabecular and uveoscleral outflow - Ernst Tamm
3. The common themes in the biochemistry of glaucoma: Misfolded proteins, cytotoxicity and trab protection - TBA
4. Glaucoma as a disease of perfusion IOP and intracranial pressure
- Ingrida Januleviciene

10:00–10:30 Coffee Break in exhibition area

www.glaucomaconcepts.com

Friday September 27, 2019

10:30–12:00 Session 6

1. Mitochondria and glaucoma - Miriam Kolko
2. Glaucoma in Asia - Shan Lin
3. Global prevalence of glaucoma - Rupert Bourne
4. Angle closure treatment: Now and in the future - Shan Lin
5. The biochemistry of exfoliation glaucoma: Past and future - TBA

12:00–14:00 Lunch Break (Industry Session 2)

14:00–15.30 Session 7

1. The biology of pressure fluctuation in Glaucoma - TBA
2. Glaucoma and pressure fluctuation - Kaweh Mansouri
3. Corticosteroid induced glaucoma - Dan Stamer
4. Clinical evaluation of the optic nerve - TBA

15:30–15:45 Coffee Break

15:45–18:00 Poster walk session

Evening

Various activity options will be offered to get to know Amsterdam, or go out and draw your own plans. To be announced.

Saturday September 28, 2019

Program is under development by congress chairs

07:00–15:00 Registration open

08.00–18:00 Exhibition open

08.30–10.00 Session 8

1. What do nerve hemorrhages mean and why do they occur: Implications for vascular glaucoma - TBA
2. Optic nerve measurements - TBA
3. OCT in diagnosis of glaucoma and its relationship to Glaucoma - Alon Harris
4. Visual field testing: New types, old types and the value of the 10–2 to evaluate the glaucoma patient - TBA

10.30–12.00 Session 9

1. Alternative molecules in the treatment of glaucoma - TBA
2. Worldwide approaches to combined therapy - Tasos Konstas
3. Practical aspects of treating patients with medications and the problems of human compliance - TBA
4. The toxicity of ophthalmic preservatives - TBA

12:00–14:00 Lunch Break (Industry Session 3)

Saturday September 28, 2019

14:00–15:30 Session 10

1. Trabeculectomy modifications for success - TBA
2. Antimetabolites and glaucoma surgery - Tony Fea
3. The categories and future of MIGS - TBA
4. Subconjunctival to anterior chamber shunts - TBA

15:30–15:45 Coffee Break

16:00–17:15 Session 11

1. Suprachroidal shunts - Tony Fea
2. Canal based surgery - Kaweh Mansouri
3. Improvements in cyclodestruction P3, G6 and Micropulse - Shan Lin
4. The future of neuroprotection - Richard Lee

SOCIAL PROGRAM

- Welcome Reception
- Dinner



Advances in Glaucoma Research and Clinical Science

Amsterdam, The Netherlands
SEPTEMBER 26–28, 2019

Van
Gogh
Museum
Amsterdam



IMPORTANT DATES

Date	Event
October 15, 2018	Registration open
December 15, 2018	Poster abstract submission open
January 31, 2019	Speakers confirmed (most)
April 1, 2019	Closing poster abstract submission
April 30, 2019	Accepted poster abstracts notification
June 1, 2019	Deadline early registration fee
September 1, 2019	Deadline regular registration fee

REGISTRATION COSTS FOR PARTICIPANTS

 Early	 Regular	 Onsite
€ 369	€ 449	€ 549 <small>(if seats are available)</small>

 Resident/PhD student get 20% discount on fees.

Materials

- Program book, with all abstracts.

What's included in the registration fees?

Included in the registration fees are:

- Admission to all sessions (plenary scientific session – see program; poster sessions)
- Abstract and program book (print and electronic editions)
- Admission to the exhibition
- Admission to the welcome reception (drinks and food) on Thursday
- Full lunch all days
- Twice daily coffee breaks with bites/snacks

See terms and conditions on the website www.glaucomaconcepts.com.

EXHIBITION/SPONSORSHIP OPPORTUNITIES

All prices quoted are exclusive VAT

(21%, European Union Customers only; kindly provide your VAT number).

Table top exhibits - € 4.500

Limited table top exhibits available.

Do bring your backdrop or pop-up.

- Table approx. 80x160cm and two chairs
- Company profile in program book
- Electricity
- Two exhibit badges with full session access

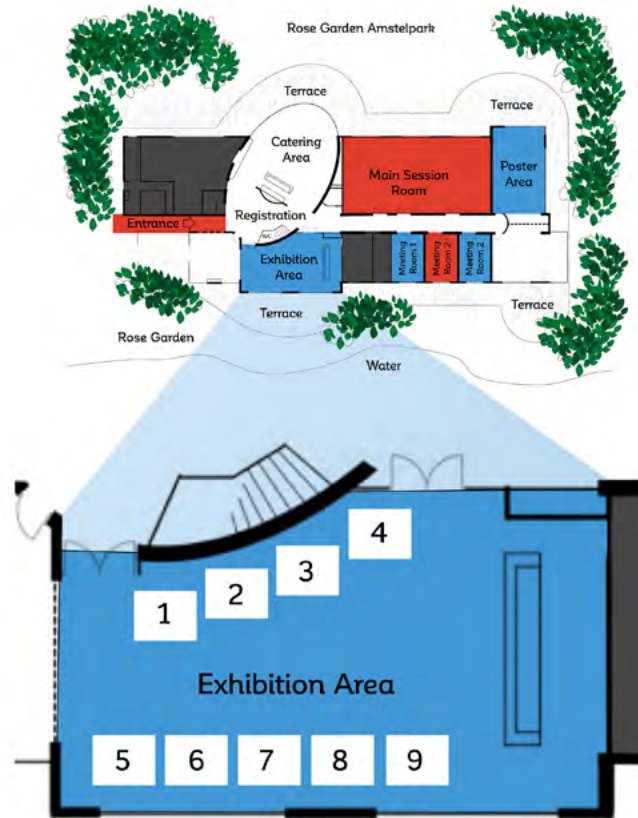
Print marketing packages

- | | |
|--|---------|
| 1. Logo on congress bag (premium quality) | € 7.500 |
| 2. Outside back cover advertisement in Program & Abstract Book | € 3.000 |
| 3. Inside advertisement in Program & Abstract Book | € 2.000 |
| 4. Logo on lanyards | € 3.500 |
| 5. Print Inserts in congress bag (excluding printing costs) | € 2.500 |

Premium Support package - € 9.500

- Table Top Exhibit Package
- Two additional participant registrations
- Participant bag insert
- One pre and post meeting e-mail banner in New Concepts in Glaucoma Newsletter
- Exposure of sponsor level on website, signage, etc.
- Inside advertisement in Program & Abstract book
- First priority table top selection
- First priority table educational packages

Additional table and two chairs - € 3.000



EDUCATIONAL SUPPORT PACKAGES

Company name and logo will be mentioned in the event's communications as an educational partner.

1

Sponsored Sessions

- Lunch breaks Sessions: € 45.000
- Satellite Symposium € 30.000

→ *Good to know*

- Special Industry-Sponsored Symposia time slots will be allocated on a first-come, first-served basis.
- The sponsoring company may select the speakers and topics, subject to final approval of the meeting co-chairs. In case of rejection of the session, each party will be entitled to cancel the session without paying a penalty for the cancellation or for any damages caused by the cancellation to the other party.
- In addition to the sponsorship fee, the sponsoring company must cover all speakers' expenses, including registration, accommodation and travel expenses. This also applies in the case where the symposium speakers have already been invited to present at the congress.
- Plenary lunch precedes lunch symposium sessions
- All session will be mentioned/announced within the congress communications
- Video capturing is included.
- No ancillary event may compete with an official congress function.

2

Video library support
- € 10.000

New Concepts in Glaucoma is devoted to education and progress of scientific knowledge. Help us transmit our message to those who cannot attend by supporting our video library. With your contribution we will be able to build and maintain a video library that can be used by both the participants, and others within our community.

- Acknowledgment on the video library index page (logo + link)
- Acknowledgment in the program book

3

**Glaucoma
Concepts
special edition**
- € 25.000

As selection for papers (made by congress chairs) from vols. 1-3 + Surgery vol. 1 will be reproduced in a special edition, focused to the meeting sessions and provided free of charge to all participants

- Company name and logo will be mentioned in special edition as an educational partner
- All participants will receive a complimentary copy in the congress bag
- 100 copies of the special edition volume will be provided to the sponsor

SPONSOR LEVELS

Companies will be recognized by the total amount of their support to the congress according to the following levels:

Platinum	Gold	Silver	Bronze
> € 75,000	€ 50,000 - € 75,000	€ 25,000 - € 50,000	€ 15,000 - € 25,000

Levels will be communicated in promotional emails and on the congress website.

Things to see in Amsterdam

Het melkmeisje
Johannes Vermeer, ca. 1660
Rijksmuseum Amsterdam



Schutters van wijk II
onder leiding van kapitein
Frans Banninck Cocq,
also known as the
'Nachtwacht',
Rembrandt van Rijn, 1642
Rijksmuseum Amsterdam

Things to see in Amsterdam



SPONSORSHIP AND EXHIBITION CONTRACT

Contact Name:

Company Name: (as to appear in all Conference publications)

Address:

City: Post/Zip Code:

Country: Email:

Telephone: Fax:

Website: VAT Number*:

*EU companies only

I would like to book the following Sponsorship Items: (please tick ✓)

Sponsorship Opportunities

✓	Sponsorship Item	Price*
	Table top exhibit	€ 4,500
	Premium support package	€ 9,500
	Additional table and two chairs	€ 3,000
	Lunch break session	
	- Friday 1-2 pm	€ 45,000
	- Saturday 1-2 pm	€ 45,000
	Satellite symposium	
	- Thursday (after 7 pm)	€ 30,000
	- Friday (after 4.30 pm)	€ 30,000

✓	Sponsorship Item	Price*
	Video library support	€ 10,000
	Glaucoma Concepts book - special edition	€ 25,000
	Unrestricted educational grant	
	Logo on congress bag (premium quality)	€ 7,500
	Outside back cover advertisement in Program & Abstract Book	€ 3,000
	Inside advertisement in Program & Abstract Book	€ 2,000
	Logo on lanyards	€ 3,500
	Print Inserts in congress bag (excluding printing costs)	€ 2,500
	Notepads and Pens	€ 2,500
	Total Amount (please complete)	

*All prices quoted are exclusive of 21% VAT

I have read and accepted the cancellation policy as indicated in this industry prospectus at page 31.

DATE: SIGNATURE:

Please send to:

Kugler Publications | Attn Simon Bakker
P.O. Box 20538 | 1001 NM Amsterdam | The Netherlands
e: info@kuglerpublications.com

TERMS AND CONDITIONS

Terms of Payment

After the contract receiving the contract or any other form confirmation regarding the desired level of participation in the congress, we will issue an invoice which is due 30 days after the issue date.

Terms of Cancellation

For cancelling or reducing sponsorship in any form, a written notification must be submitted to the congress organizers before August 1, 2019. The date this notice is received by the congress organizer is the effective date. The following cancellation costs apply:

Date	Costs*
Before April 1, 2019	15%
April 1, 2019 – July 31, 2019	50%
After August 1, 2019	100%

*of the total costs or costs difference in case of a reduction

Alterations in the Regulations

The Organizer reserves the right to alter the present regulations with immediate effect in the event that orders from the local authorities or other compelling reasons might make it necessary.

Special Arrangements

Special arrangements, if any, between the organizer and the exhibitor which are not included in the agreement shall only be binding when accepted in writing by the organizer.



More info? www.glaucomaconcepts.com